

2022 GREER COUNTY ASSESSOR'S OFFICE REPORT TO THE EXCISE BOARD

09/06/2022

City/Village								
DISTRICT	DESCRIPTION	PERSONAL PROPERTY	REAL PROPERTY	PUBLIC SERVICE	TOTAL VALUATION	HOMESTEAD EXEMPTIONS	OTHER EXEMPTIONS	NET VALUATION
T01	MANGUM CITY	852,830	8,315,480	268,486	9,436,796	535,345	231,607	8,669,844
T02	GRANITE C	238,566	3,079,607	147,596	3,465,769	167,072	105,934	3,192,763
T03	Willow	105,298	1,197,150	120,814	1,423,262	69,566	0	1,353,696
<b>CITY/VILLAGE TOTAL VALUATION</b>		<b>1,196,694</b>	<b>12,592,237</b>	<b>536,896</b>	<b>14,325,827</b>	<b>771,983</b>	<b>337,541</b>	<b>13,216,303</b>

County								
DISTRICT	DESCRIPTION	PERSONAL PROPERTY	REAL PROPERTY	PUBLIC SERVICE	TOTAL VALUATION	HOMESTEAD EXEMPTIONS	OTHER EXEMPTIONS	NET VALUATION
C001	Greer County General	5,332,510	24,845,146	2,339,152	32,516,808	1,011,083	494,615	31,011,110
<b>COUNTY TOTAL VALUATION</b>		<b>5,332,510</b>	<b>24,845,146</b>	<b>2,339,152</b>	<b>32,516,808</b>	<b>1,011,083</b>	<b>494,615</b>	<b>31,011,110</b>

Other								
DISTRICT	DESCRIPTION	PERSONAL PROPERTY	REAL PROPERTY	PUBLIC SERVICE	TOTAL VALUATION	HOMESTEAD EXEMPTIONS	OTHER EXEMPTIONS	NET VALUATION
I-1 EMS	Mangum	3,135,548	15,079,565	846,425	19,061,538	678,445	348,790	18,034,303
I-31 2K	2K EMS	1	19,839	3,654	23,494	0	0	23,494
<b>OTHER TOTAL VALUATION</b>		<b>3,135,549</b>	<b>15,099,404</b>	<b>850,079</b>	<b>19,085,032</b>	<b>678,445</b>	<b>348,790</b>	<b>18,057,797</b>

School								
DISTRICT	DESCRIPTION	PERSONAL PROPERTY	REAL PROPERTY	PUBLIC SERVICE	TOTAL VALUATION	HOMESTEAD EXEMPTIONS	OTHER EXEMPTIONS	NET VALUATION
1-J	1-J-Navajo (Joint)	0	133,960	84,852	218,812	0	0	218,812
14-J	14-J-Duke (Joint)	45,785	377,778	157,405	580,968	4,000	0	576,968
31-B	31-B-Sayre (Joint)	86,093	27,958	37,737	151,788	0	0	151,788
31-BSC	Merritt (Beckham/Carter)	44,467	112,726	14,856	172,049	1,000	0	171,049
51-B	51-B-Erick (Joint)	1,295	26,496	39,211	67,002	0	0	67,002
54-J	54-J-Blair (Joint)	59,737	554,577	25,142	639,456	18,000	9,656	611,800
66-H	66-Hollis (Joint)	44,815	218,694	49,918	313,427	2,000	11,902	299,525
I-1	Mangum	3,135,548	15,079,565	846,425	19,061,538	678,445	348,790	18,034,303
I-2	10-BMC-Merritt (Joint)	13,888	73,453	0	87,341	2,000	0	85,341
I-3	Granite	1,900,881	8,220,100	1,079,952	11,200,933	305,638	124,267	10,771,028
I-31 Lon	2-K-Lonewolf (Joint)	1	19,839	3,654	23,494	0	0	23,494

2022 GREER COUNTY ASSESSOR'S OFFICE REPORT TO THE EXCISE BOARD

09/06/2022

SCHOOL TOTAL VALUATION	5,332,510	24,845,146	2,339,152	32,516,808	1,011,083	494,615	31,011,110
------------------------	-----------	------------	-----------	------------	-----------	---------	------------

Vo-Tech

DISTRICT	DESCRIPTION	PERSONAL PROPERTY	REAL PROPERTY	PUBLIC SERVICE	TOTAL VALUATION	HOMESTEAD EXEMPTIONS	OTHER EXEMPTIONS	NET VALUATION
Vo-T 12	Vo-Tech 12 31-BSC	144,449	233,976	56,247	434,672	3,000	0	431,672
Vo-T 27	Vo-Tech #27	5,186,766	24,584,674	2,243,694	32,015,134	1,008,083	494,615	30,512,436
<b>VO-TECH TOTAL VALUATION</b>		<b>5,331,215</b>	<b>24,818,650</b>	<b>2,299,941</b>	<b>32,449,806</b>	<b>1,011,083</b>	<b>494,615</b>	<b>30,944,108</b>

I, Richy Richardson, Assessor of Greer County Oklahoma, do hereby certify that the foregoing is a true and correct statement of valuations for Real Estate, Personal Property, Public Service and Homestead Exemptions as certified by the State Board of Equalization and shown by the records in the County Assessor's office. Subscribed by my name and affixed the seal of the County Assessors office on this day of 09/06/2022.

State of Oklahoma )  
 Greer County )  
 Richy Richardson )  
 County Assessor )  
 Greer County )

*Richy Richardson*  
 Date 9-12-22

Seal  
 Richy Richardson  
 County Assessor  
 Greer County

I, Tiffany Buchanan, County Clerk of Greer County Oklahoma, do hereby certify that the above is a true, correct and complete list of the valuations of Greer County Oklahoma as certified by the Greer County Assessor's office.



*Tiffany Buchanan*  
 Date 9-12-22

Seal  
 Tiffany Buchanan  
 County Clerk  
 Greer County

Excise Board:

Real	Count	Value
Agricultural	31	60,287
Commercial	191	1,325,266
Residential	1,826	6,929,927
<b>Total Real Value</b>	<b>2,048</b>	<b>8,315,480</b>
Homestead	507	535,345
Veteran	33	231,607
Other	0	0
<b>Total Exempt</b>	<b>583</b>	<b>766,952</b>

TIF Increment Value  
 Net Assessed 7,548,528

Net Assessed Under Protest  
 Senior Freeze 111 73,291  
 Capped Parcels 590 546,781

Personal	Count	Value
Agricultural	15	50,988
Commercial	144	800,754
Mobile Home	2	1,158
<b>Total Personal</b>	<b>161</b>	<b>852,900</b>
<b>Total Exempt</b>	<b>1</b>	<b>70</b>

TIF Increment Value  
 Net Assessed 852,830

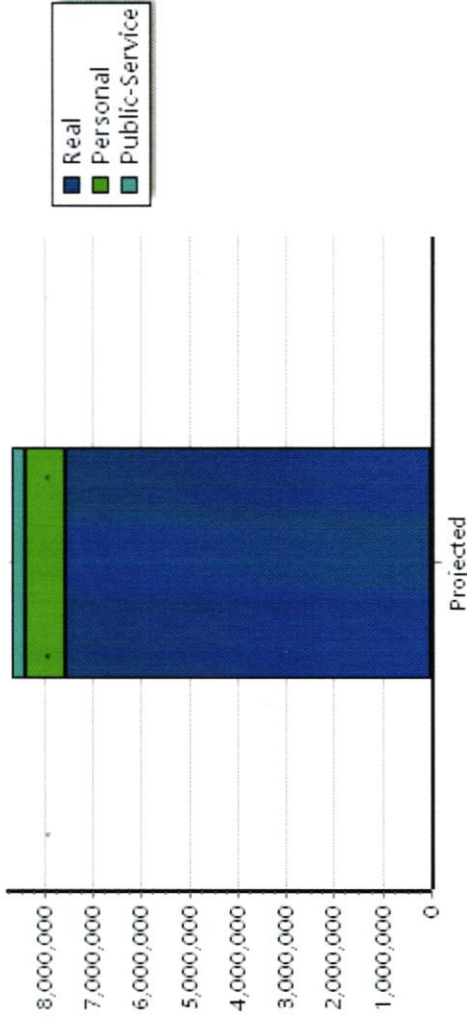
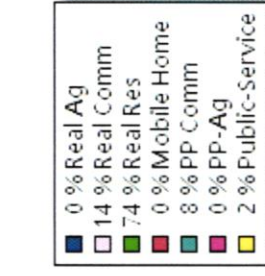
Net Assessed Under Protest  
 Public Service 11 268,486

TIF Increment Value  
 Net Assessed 268,486

District Totals	Value
Total Gross Value	9,436,866
Homestead Loss	535,345
Other Exemption Loss	231,677
<b>TIF Increment Value</b>	
<b>Retained TIF Value</b>	
<b>Net Assessed Value</b>	<b>8,669,844</b>

Net Assessed Under Protest

\* Public Service Protests Values are not included on this report.



Real	Count	Value
Agricultural	44	33,239
Commercial	84	575,483
Residential	603	2,470,885
<b>Total Real Value</b>	<b>731</b>	<b>3,079,607</b>
Homestead	159	167,072
Veteran	13	105,934
Other	0	0
<b>Total Exempt</b>	<b>183</b>	<b>273,006</b>

<b>TIF Increment Value</b>	<b>2,806,601</b>
<b>Net Assessed</b>	<b>2,806,601</b>
<b>Net Assessed Under Protest</b>	<b>37,903</b>
Senior Freeze	22
Capped Parcels	483
<b>Total Exempt</b>	<b>0</b>


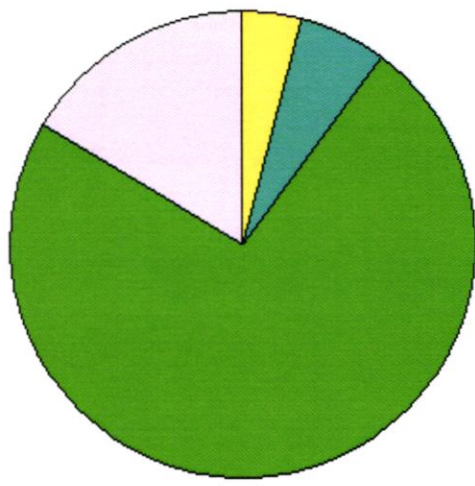
Personal	Count	Value
Agricultural	4	7,515
Commercial	43	228,813
Mobile Home	1	2,238
<b>Total Personal</b>	<b>48</b>	<b>238,566</b>
<b>Total Exempt</b>	<b>0</b>	<b>0</b>

<b>TIF Increment Value</b>	<b>238,566</b>
<b>Net Assessed</b>	<b>238,566</b>
<b>Net Assessed Under Protest</b>	<b>147,596</b>

Public Service	Count	Value
<b>Total PS Value</b>	<b>12</b>	<b>147,596</b>
<b>TIF Increment Value</b>	<b>147,596</b>	
<b>Net Assessed</b>	<b>147,596</b>	

District Totals	Value
Total Gross Value	3,465,769
Homestead Loss	167,072
Other Exemption Loss	105,934
<b>TIF Increment Value</b>	<b>3,192,763</b>
<b>Retained TIF Value</b>	<b>3,192,763</b>
<b>Net Assessed Value</b>	<b>3,192,763</b>
<b>Net Assessed Under Protest</b>	<b>37,903</b>

\* Public Service Proteasts Values are not included on this report.



Real	Count	Value
Agricultural	124	570,195
Commercial	26	71,619
Residential	161	555,336
<b>Total Real Value</b>	<b>311</b>	<b>1,197,150</b>
Homestead	69	69,566
Veteran	0	0
Other	0	0
<b>Total Exempt</b>	<b>70</b>	<b>69,566</b>

<b>TIF Increment Value</b>	<b>1,127,584</b>	
<b>Net Assessed</b>	<b>1,127,584</b>	
<b>Net Assessed Under Protest</b>	<b>0</b>	
Senior Freeze	5	2,704
Capped Parcels	174	223,180

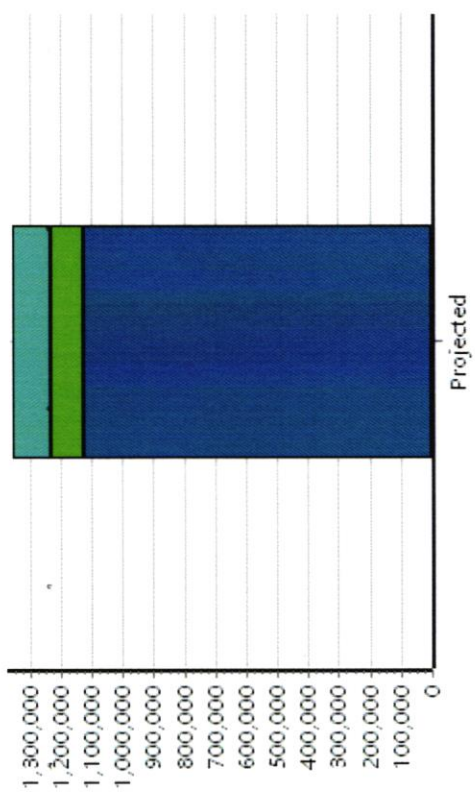
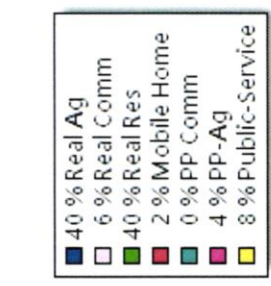
Personal	Count	Value
Agricultural	5	66,569
Commercial	2	1,628*
Mobile Home	6	37,101
<b>Total Personal</b>	<b>13</b>	<b>105,298</b>
<b>Total Exempt</b>	<b>0</b>	<b>0</b>

<b>TIF Increment Value</b>	<b>105,298</b>
<b>Net Assessed</b>	<b>105,298</b>
<b>Net Assessed Under Protest</b>	<b>0</b>

Public Service	Count	Value
<b>Total PS Value</b>	<b>6</b>	<b>120,814</b>
<b>TIF Increment Value</b>	<b>0</b>	<b>0</b>
<b>Net Assessed</b>	<b>6</b>	<b>120,814</b>

District Totals	Count	Value
Total Gross Value		1,423,262
Homestead Loss		69,566
Other Exemption Loss		0
<b>TIF Increment Value</b>		<b>1,353,696</b>
<b>Retained TIF Value</b>		<b>0</b>
<b>Net Assessed Under Protest</b>		<b>0</b>

\* Public Service Protests Values are not included on this report.



Real	Count	Value
Agricultural	2,784	10,322,024
Commercial	346	2,324,248
Residential	2,969	12,198,874
<b>Total Real Value</b>	<b>6,099</b>	<b>24,845,146</b>
Homestead	973	1,011,083
Veteran	58	494,615
Other	0	0
<b>Total Exempt</b>	<b>1,089</b>	<b>1,505,698</b>

<b>TIF Increment Value</b>		<b>23,339,448</b>
<b>Net Assessed</b>		<b>23,339,448</b>
<b>Net Assessed Under Protest</b>		
Senior Freeze	156	136,251
Capped Parcels	1,770	3,428,800

Personal	Count	Value
Agricultural	323	3,555,883
Commercial	235	1,668,196
Mobile Home	25	112,701
<b>Total Personal</b>	<b>583</b>	<b>5,336,780</b>
<b>Total Exempt</b>	<b>22</b>	<b>4,270</b>

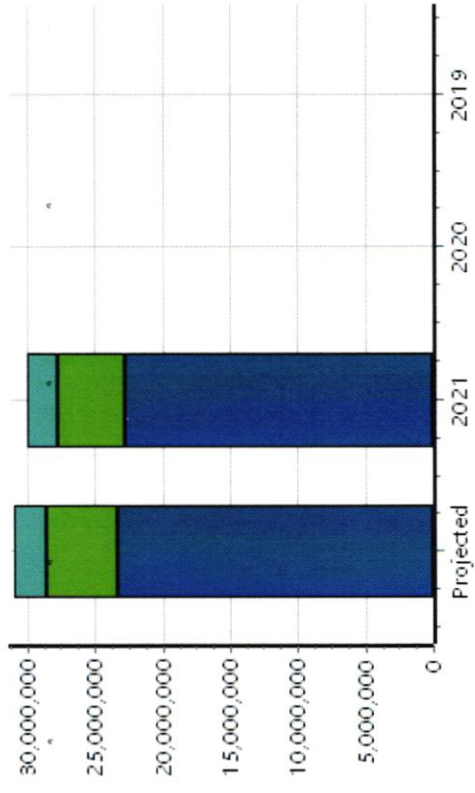

<b>TIF Increment Value</b>		<b>5,332,510</b>
<b>Net Assessed</b>		<b>5,332,510</b>
<b>Net Assessed Under Protest</b>		

Public Service	Count	Value
<b>Total PS Value</b>	<b>92</b>	<b>2,339,152</b>
<b>TIF Increment Value</b>		
<b>Net Assessed</b>		<b>2,339,152</b>

District Totals	Value
Total Gross Value	32,521,078
Homestead Loss	1,011,083
Other Exemption Loss	498,885
<b>TIF Increment Value</b>	
<b>Retained TIF Value</b>	
<b>Net Assessed Value</b>	<b>31,011,110</b>

**Net Assessed Under Protest**

\* Public Service Proteests Values are not included on this report.



Real	Count	Value
Agricultural	1,473	5,295,765
Commercial	218	1,577,713
Residential	2,032	8,206,087
<b>Total Real Value</b>	<b>3,723</b>	<b>15,079,565</b>
Homestead	651	678,445
Veteran	41	348,790
Other	0	0
<b>Total Exempt</b>	<b>736</b>	<b>1,027,235</b>

**TIF Increment Value**  
**Net Assessed** 14,052,330

**Net Assessed Under Protest**  
 Senior Freeze 121 79,949  
 Capped Parcels 872 809,568

Personal	Count	Value
Agricultural	183	1,810,018
Commercial	167	1,292,452
Mobile Home	11	35,148
<b>Total Personal</b>	<b>361</b>	<b>3,137,618</b>
<b>Total Exempt</b>	<b>11</b>	<b>2,070</b>

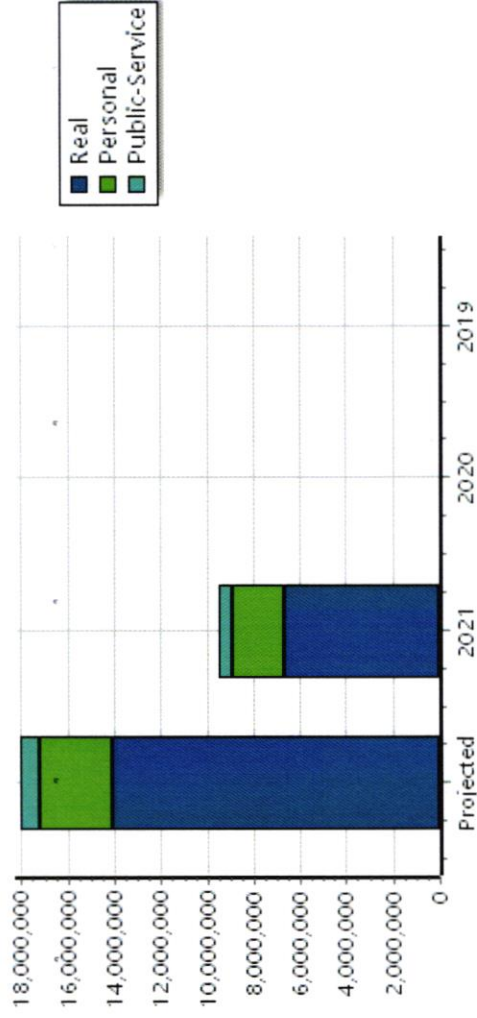

**TIF Increment Value**  
**Net Assessed** 3,135,548

**Net Assessed Under Protest**  
**Public Service** Count 27 Value 846,425  
**Total PS Value**

**TIF Increment Value**  
**Net Assessed** 846,425

District Totals	Value
Total Gross Value	19,063,608
Homestead Loss	678,445
Other Exemption Loss	350,860
<b>TIF Increment Value</b>	
<b>Retained TIF Value</b>	
<b>Net Assessed Value</b>	<b>18,034,303</b>

**Net Assessed Under Protest**  
 \* Public Service Proteasts Values are not included on this report.



Real	Count	Value
Agricultural	5	13,452
Commercial	1	6,387
Residential	0	0
<b>Total Real Value</b>	<b>6</b>	<b>19,839</b>
Homestead	0	0
Veteran	0	0
Other	0	0
<b>Total Exempt</b>	<b>0</b>	<b>0</b>

TIF Increment Value  
 Net Assessed 19,839

Net Assessed Under Protest  
 Senior Freeze 0  
 Capped Parcels 1 9

Personal	Count	Value
Agricultural	0	0
Commercial	1	1
Mobile Home	0	0
<b>Total Personal</b>	<b>1</b>	<b>1</b>
<b>Total Exempt</b>	<b>0</b>	<b>0</b>

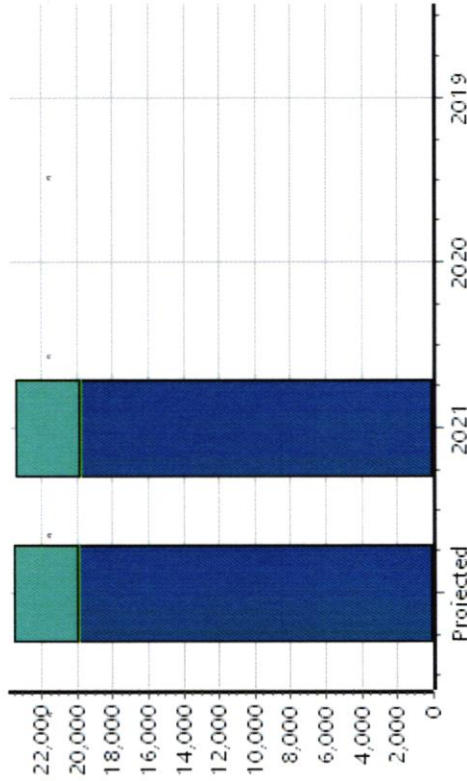
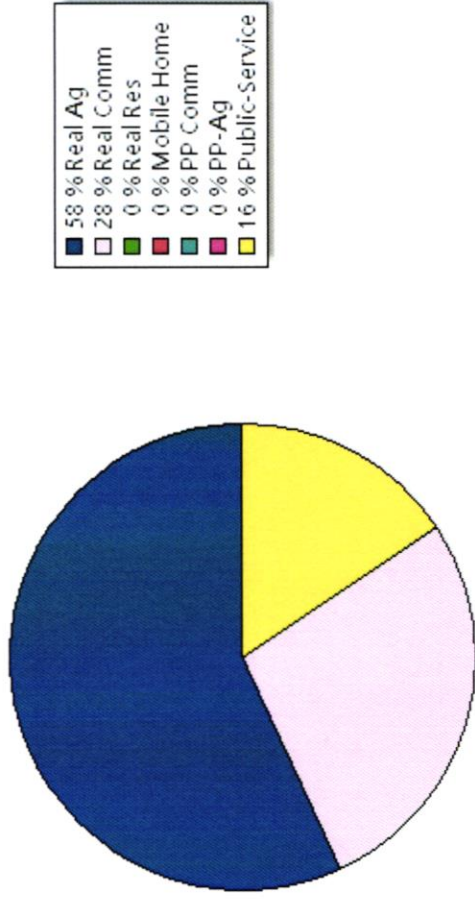
TIF Increment Value  
 Net Assessed 1

Public Service	Count	Value
<b>Total PS Value</b>	<b>2</b>	<b>3,654</b>

TIF Increment Value  
 Net Assessed 3,654

District Totals	Value
Total Gross Value	23,494
Homestead Loss	0
Other Exemption Loss	0
TIF Increment Value	
Retained TIF Value	
<b>Net Assessed Value</b>	<b>23,494</b>

Net Assessed Under Protest  
 \* Public Service Proteasts Values are not included on this report.





Real	Count	Value
Agricultural	32	133,960
Commercial	0	0
Residential	0	0
<b>Total Real Value</b>	<b>32</b>	<b>133,960</b>
Homestead	0	0
Veteran	0	0
Other	0	0
<b>Total Exempt</b>	<b>0</b>	<b>0</b>

**TIF Increment Value**  
**Net Assessed** 133,960

**Net Assessed Under Protest**  
 Senior Freeze 0  
 Capped Parcels 2 6,121

Personal	Count	Value
Agricultural	0	0
Commercial	0	0
Mobile Home	0	0
<b>Total Personal</b>	<b>0</b>	<b>0</b>
<b>Total Exempt</b>	<b>0</b>	<b>0</b>

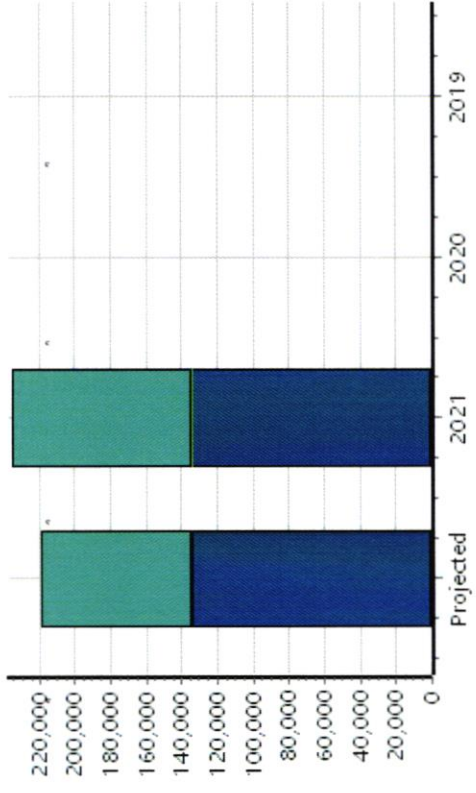

**TIF Increment Value**  
**Net Assessed** 0  
**Net Assessed Under Protest**

Public Service	Count	Value
<b>Total PS Value</b>	<b>6</b>	<b>84,852</b>
<b>TIF Increment Value</b>		
<b>Net Assessed</b>		<b>84,852</b>

District Totals	Value
Total Gross Value	218,812
Homestead Loss	0
Other Exemption Loss	0
<b>TIF Increment Value</b>	
<b>Retained TIF Value</b>	
<b>Net Assessed Value</b>	<b>218,812</b>

**Net Assessed Under Protest**

\* Public Service Protests Values are not included on this report.



Real	Count	Value
Agricultural	88	355,040
Commercial	0	0
Residential	8	22,738
<b>Total Real Value</b>	<b>96</b>	<b>377,778</b>
Homestead	4	4,000
Veteran	0	0
Other	0	0
<b>Total Exempt</b>	<b>4</b>	<b>4,000</b>

<b>TIF Increment Value</b>	<b>373,778</b>
<b>Net Assessed</b>	<b>373,778</b>
<b>Net Assessed Under Protest</b>	<b>0</b>
Senior Freeze	2
Capped Parcels	8

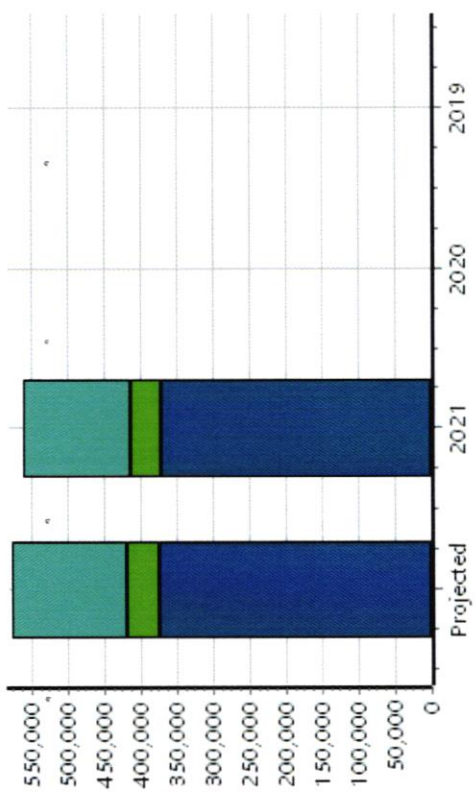
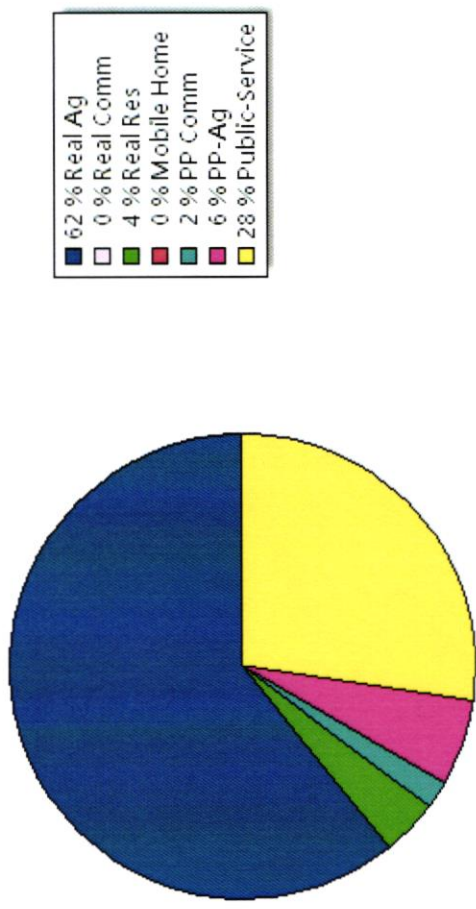
Personal	Count	Value
Agricultural	5	32,268
Commercial	2	13,517
Mobile Home	0	0
<b>Total Personal</b>	<b>7</b>	<b>45,785</b>
<b>Total Exempt</b>	<b>0</b>	<b>0</b>

<b>TIF Increment Value</b>	<b>45,785</b>
<b>Net Assessed</b>	<b>45,785</b>
<b>Net Assessed Under Protest</b>	<b>0</b>

Public Service	Count	Value
<b>Total PS Value</b>	<b>7</b>	<b>157,405</b>
<b>TIF Increment Value</b>		<b>157,405</b>
<b>Net Assessed</b>		<b>157,405</b>

<b>District Totals</b>	
Total Gross Value	580,968
Homestead Loss	4,000
Other Exemption Loss	0
<b>TIF Increment Value</b>	
<b>Retained TIF Value</b>	
<b>Net Assessed Value</b>	<b>576,968</b>

**Net Assessed Under Protest**  
 \* Public Service Protests Values are not included on this report.



Real	Count	Value
Agricultural	7	27,958
Commercial	0	0
Residential	0	0
<b>Total Real Value</b>	<b>7</b>	<b>27,958</b>
Homestead	0	0
Veteran	0	0
Other	0	0
<b>Total Exempt</b>	<b>0</b>	<b>0</b>

TIF Increment Value  
 Net Assessed 27,958

Net Assessed Under Protest  
 Senior Freeze 0  
 Capped Parcels 0

Personal	Count	Value
Agricultural	1	86,085
Commercial	1	8
Mobile Home	0	0
<b>Total Personal</b>	<b>2</b>	<b>86,093</b>
<b>Total Exempt</b>	<b>0</b>	<b>0</b>

TIF Increment Value  
 Net Assessed 86,093

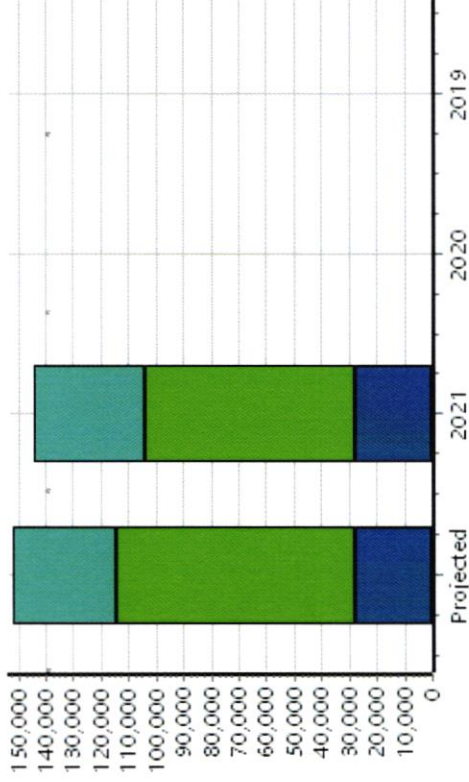
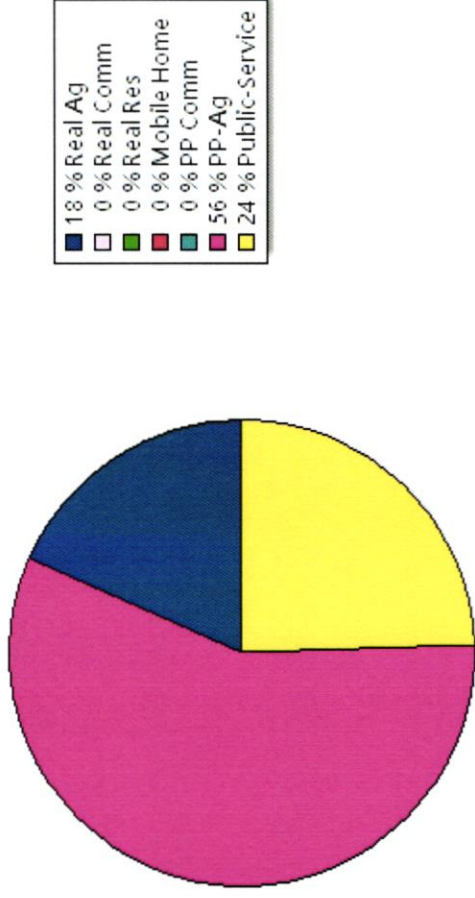
Net Assessed Under Protest

Public Service	Count	Value
<b>Total PS Value</b>	<b>3</b>	<b>37,737</b>
TIF Increment Value		
Net Assessed		37,737

District Totals	Value
Total Gross Value	151,788
Homestead Loss	0
Other Exemption Loss	0
TIF Increment Value	
Retained TIF Value	
Net Assessed Value	151,788

Net Assessed Under Protest

\* Public Service Proteasts Values are not included on this report.



Real	Count	Value
Agricultural	52	112,726
Commercial	0	0
Residential	0	0
<b>Total Real Value</b>	<b>52</b>	<b>112,726</b>
Homestead	1	1,000
Veteran	0	0
Other	0	0
<b>Total Exempt</b>	<b>1</b>	<b>1,000</b>

TIF Increment Value  
 Net Assessed 111,726

Net Assessed Under Protest  
 Senior Freeze 0  
 Capped Parcels 5 7,232

Personal	Count	Value
Agricultural	4	27,980
Commercial	2	16,487
Mobile Home	0	0
<b>Total Personal</b>	<b>6</b>	<b>44,467</b>
<b>Total Exempt</b>	<b>0</b>	<b>0</b>

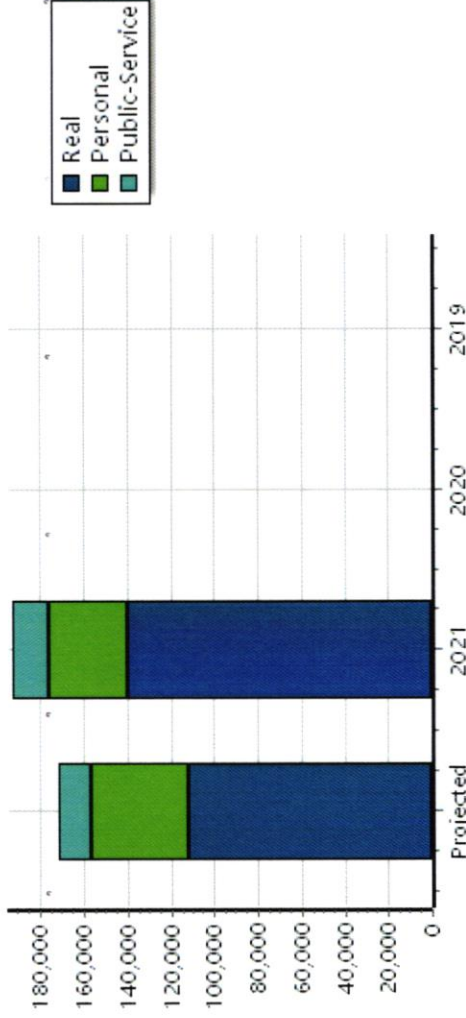
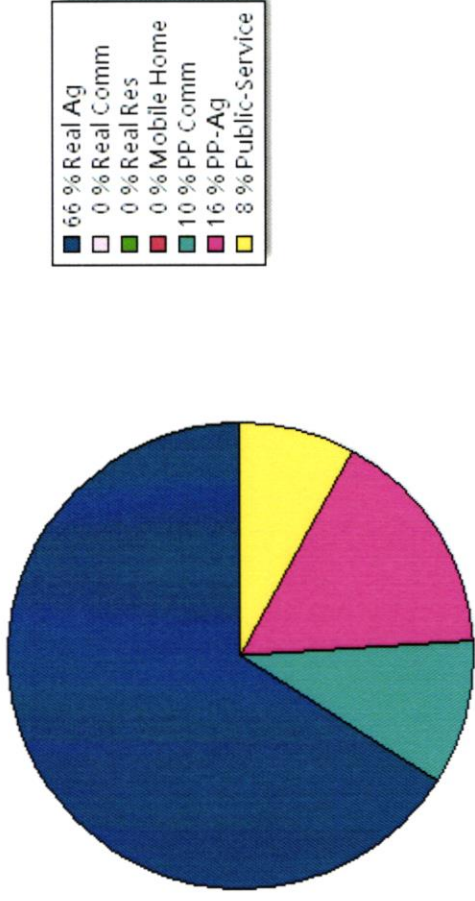
TIF Increment Value  
 Net Assessed 44,467

Public Service	Count	Value
<b>Total PS Value</b>	<b>1</b>	<b>14,856</b>

TIF Increment Value  
 Net Assessed 14,856

District Totals	Value
Total Gross Value	172,049
Homestead Loss	1,000
Other Exemption Loss	0
<b>TIF Increment Value</b>	
<b>Retained TIF Value</b>	
<b>Net Assessed Value</b>	<b>171,049</b>

Net Assessed Under Protest  
 \* Public Service Proteasts Values are not included on this report.



Real	Count	Value
Agricultural	22	26,496
Commercial	0	0
Residential	0	0
<b>Total Real Value</b>	<b>22</b>	<b>26,496</b>
Homestead	0	0
Veteran	0	0
Other	0	0
<b>Total Exempt</b>	<b>0</b>	<b>0</b>

**TIF Increment Value**  
**Net Assessed** 26,496

**Net Assessed Under Protest**  
 Senior Freeze 0  
 Capped Parcels 1 6,610

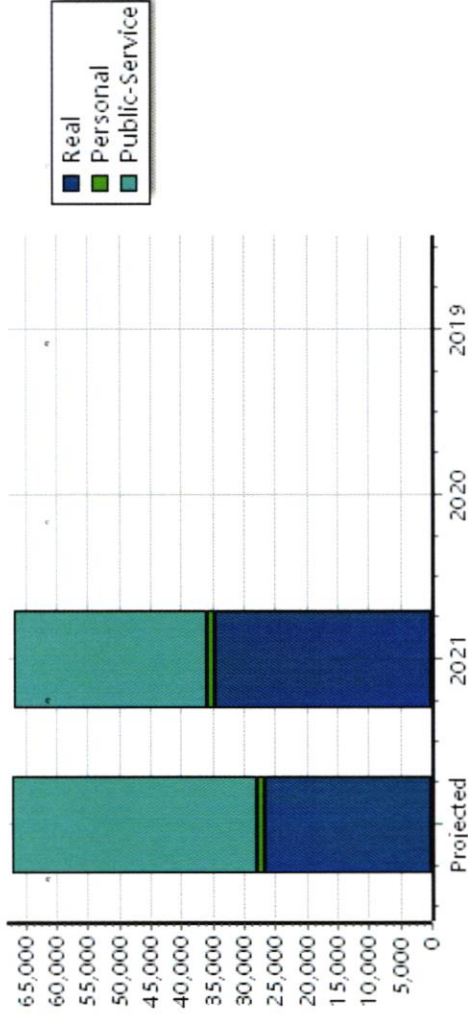

Personal	Count	Value
Agricultural	1	1,295
Commercial	0	0
Mobile Home	0	0
<b>Total Personal</b>	<b>1</b>	<b>1,295</b>
<b>Total Exempt</b>	<b>0</b>	<b>0</b>

**TIF Increment Value**  
**Net Assessed** 1,295  
**Net Assessed Under Protest**

Public Service	Count	Value
<b>Total PS Value</b>	<b>2</b>	<b>39,211</b>
<b>TIF Increment Value</b>		
<b>Net Assessed</b>		<b>39,211</b>

District Totals	Value
Total Gross Value	67,002
Homestead Loss	0
Other Exemption Loss	0
<b>TIF Increment Value</b>	
<b>Retained TIF Value</b>	
<b>Net Assessed Value</b>	<b>67,002</b>

**Net Assessed Under Protest**  
 \* Public Service Proteasts Values are not included on this report.



Real	Count	Value
Agricultural	137	487,880
Commercial	0	0
Residential	9	66,697
<b>Total Real Value</b>	<b>146</b>	<b>554,577</b>
Homestead	18	18,000
Veteran	1	9,656
Other	0	0
<b>Total Exempt</b>	<b>19</b>	<b>27,656</b>

TIF Increment Value

Net Assessed 526,921

Net Assessed Under Protest

Senior Freeze	1	896
Capped Parcels	21	28,591

Personal	Count	Value
Agricultural	14	48,448
Commercial	2	5,740
Mobile Home	1	5,749
<b>Total Personal</b>	<b>17</b>	<b>59,937</b>
<b>Total Exempt</b>	<b>1</b>	<b>200</b>

TIF Increment Value

Net Assessed 59,737

Net Assessed Under Protest

Public Service	Count	Value
<b>Total PS Value</b>	<b>7</b>	<b>25,142</b>

TIF Increment Value

Net Assessed 25,142

**District Totals**

Total Gross Value	639,656
Homestead Loss	18,000
Other Exemption Loss	9,856

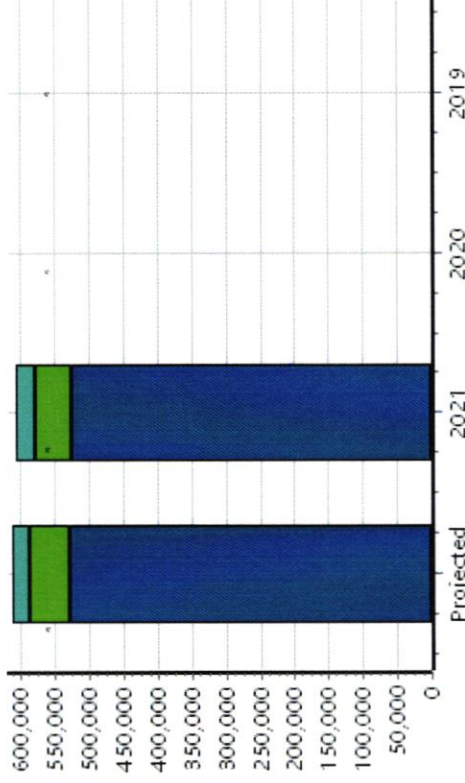
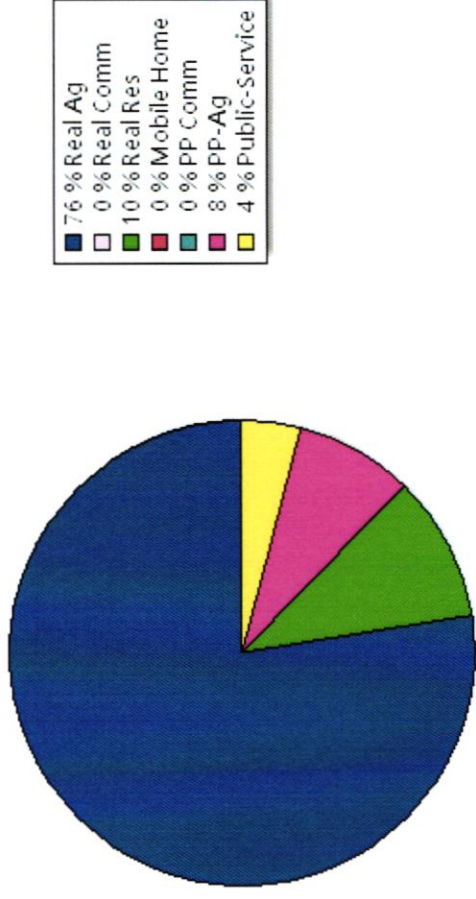
TIF Increment Value

Retained TIF Value

Net Assessed Value 611,800

Net Assessed Under Protest

\* Public Service Protections Values are not included on this report.



Real	Count	Value
Agricultural	83	203,089
Commercial	0	0
Residential	2	15,605
<b>Total Real Value</b>	<b>85</b>	<b>218,694</b>
Homestead	2	2,000
Veteran	1	11,902
Other	0	0
<b>Total Exempt</b>	<b>3</b>	<b>13,902</b>

<b>TIF Increment Value</b>	<b>204,792</b>
<b>Net Assessed</b>	<b>204,792</b>
<b>Net Assessed Under Protest</b>	<b>0</b>
Senior Freeze	0
Capped Parcels	2
	2,763

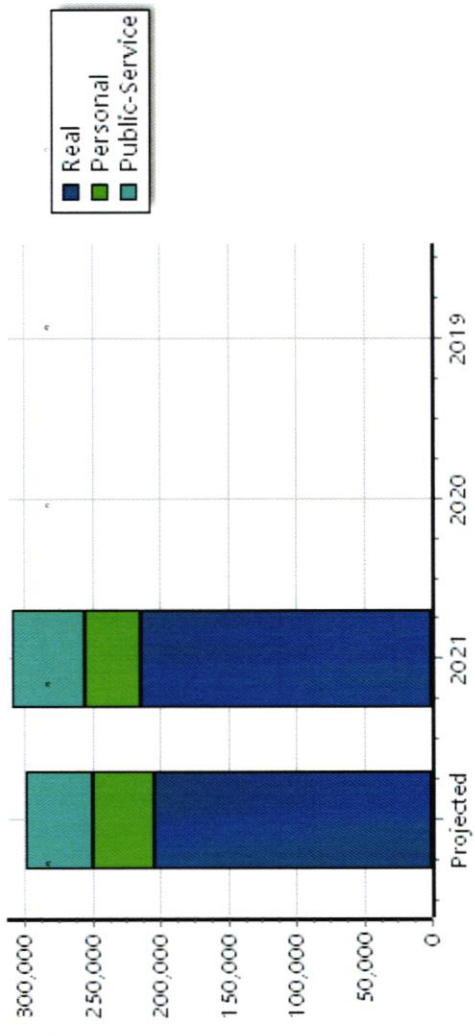
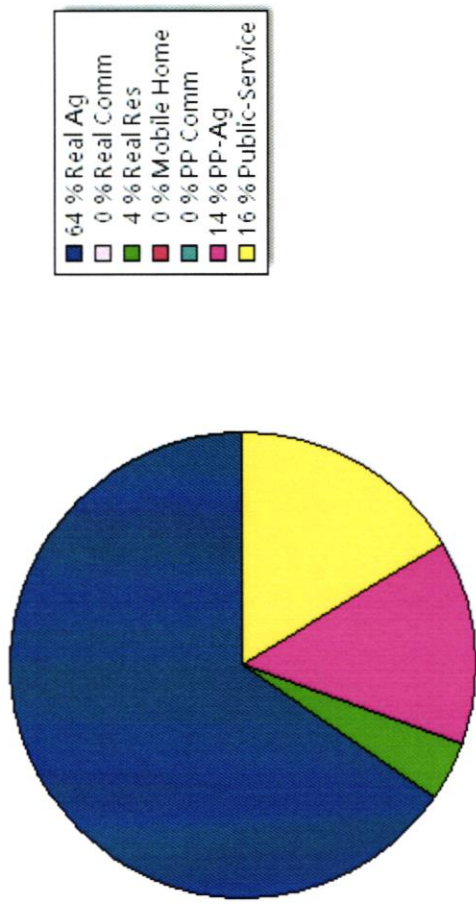
Personal	Count	Value
Agricultural	3	44,815
Commercial	0	0
Mobile Home	0	0
<b>Total Personal</b>	<b>3</b>	<b>44,815</b>
<b>Total Exempt</b>	<b>0</b>	<b>0</b>

<b>TIF Increment Value</b>	<b>44,815</b>
<b>Net Assessed</b>	<b>44,815</b>
<b>Net Assessed Under Protest</b>	<b>0</b>

Public Service	Count	Value
<b>Total PS Value</b>	<b>6</b>	<b>49,918</b>
<b>TIF Increment Value</b>	<b>0</b>	<b>0</b>
<b>Net Assessed</b>	<b>0</b>	<b>0</b>

<b>District Totals</b>	<b>313,427</b>
Total Gross Value	313,427
Homestead Loss	2,000
Other Exemption Loss	11,902
<b>TIF Increment Value</b>	<b>204,792</b>
<b>Retained TIF Value</b>	<b>0</b>
<b>Net Assessed Value</b>	<b>299,525</b>

**Net Assessed Under Protest**  
 \* Public Service Protests Values are not included on this report.



Real	Count	Value
Agricultural	1,473	5,295,765
Commercial	218	1,577,713
Residential	2,032	8,206,087
<b>Total Real Value</b>	<b>3,723</b>	<b>15,079,565</b>
Homestead	651	678,445
Veteran	41	348,790
Other	0	0
<b>Total Exempt</b>	<b>736</b>	<b>1,027,235</b>

<b>TIF Increment Value</b>		
<b>Net Assessed</b>		<b>14,052,330</b>
<b>Net Assessed Under Protest</b>		
Senior Freeze	121	79,949
Capped Parcels	872	809,568



Personal	Count	Value
Agricultural	183	1,810,018
Commercial	167	1,292,452
Mobile Home	11	35,148
<b>Total Personal</b>	<b>361</b>	<b>3,137,618</b>
<b>Total Exempt</b>	<b>11</b>	<b>2,070</b>

<b>TIF Increment Value</b>		
<b>Net Assessed</b>		<b>3,135,548</b>
<b>Net Assessed Under Protest</b>		

Public Service	Count	Value
<b>Total PS Value</b>	<b>27</b>	<b>846,425</b>
<b>TIF Increment Value</b>		
<b>Net Assessed</b>		<b>846,425</b>

District Totals	Value
Total Gross Value	19,063,608
Homestead Loss	678,445
Other Exemption Loss	350,860
<b>TIF Increment Value</b>	
<b>Retained TIF Value</b>	
<b>Net Assessed Value</b>	<b>18,034,303</b>
<b>Net Assessed Under Protest</b>	

\* Public Service Proteasts Values are not included on this report.





Real	Count	Value
Agricultural	13	59,041
Commercial	0	0
Residential	2	14,412
<b>Total Real Value</b>	<b>15</b>	<b>73,453</b>
Homestead	2	2,000
Veteran	0	0
Other	0	0
<b>Total Exempt</b>	<b>2</b>	<b>2,000</b>

TIF Increment Value  
 Net Assessed 71,453

Net Assessed Under Protest  
 Senior Freeze 0  
 Capped Parcels 1 605

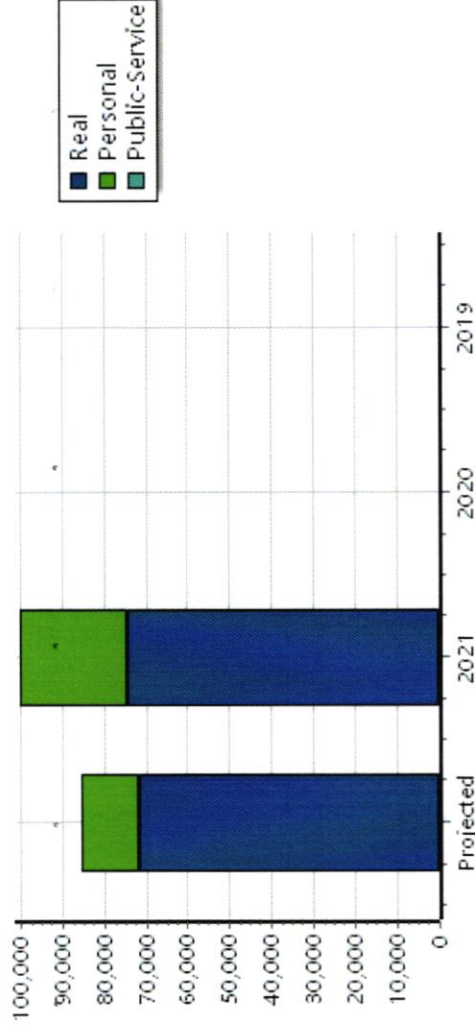
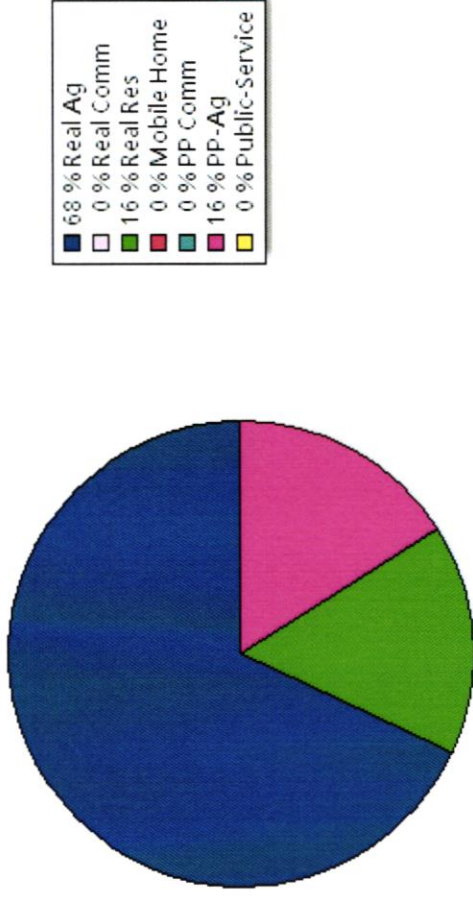
Personal	Count	Value
Agricultural	2	14,088
Commercial	0	0
Mobile Home	0	0
<b>Total Personal</b>	<b>2</b>	<b>14,088</b>
<b>Total Exempt</b>	<b>1</b>	<b>200</b>

TIF Increment Value  
 Net Assessed 13,888  
 Net Assessed Under Protest

Public Service	Count	Value
<b>Total PS Value</b>	<b>0</b>	<b>0</b>
TIF Increment Value		
Net Assessed		0

District Totals	Value
Total Gross Value	87,541
Homestead Loss	2,000
Other Exemption Loss	200
TIF Increment Value	
Retained TIF Value	
Net Assessed Value	85,341

Net Assessed Under Protest  
 \* Public Service Proteasts Values are not included on this report.



Real	Count	Value
Agricultural	872	3,606,617
Commercial	127	740,148
Residential	916	3,873,335
<b>Total Real Value</b>	<b>1,915</b>	<b>8,220,100</b>
Homestead	295	305,638
Veteran	15	124,267
Other	0	0
<b>Total Exempt</b>	<b>324</b>	<b>429,905</b>

<b>TIF Increment Value</b>		
<b>Net Assessed</b>		<b>7,790,195</b>
<b>Net Assessed Under Protest</b>		
Senior Freeze	32	55,406
Capped Parcels	857	2,560,948

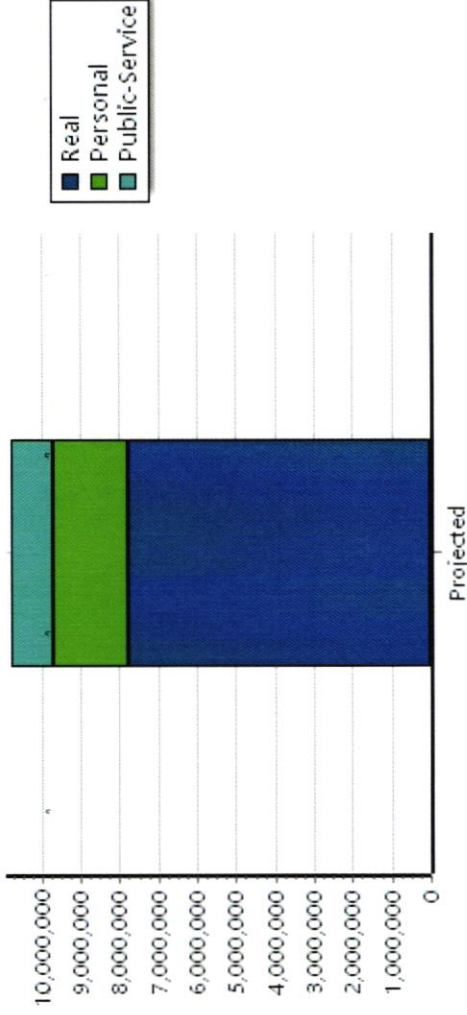
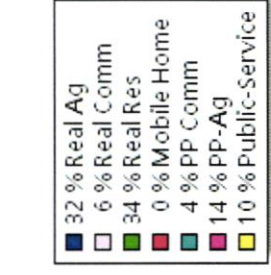
Personal	Count	Value
Agricultural	110	1,490,886
Commercial	60	339,991
Mobile Home	13	71,804
<b>Total Personal</b>	<b>183</b>	<b>1,902,681</b>
<b>Total Exempt</b>	<b>9</b>	<b>1,800</b>

<b>TIF Increment Value</b>		
<b>Net Assessed</b>		<b>1,900,881</b>
<b>Net Assessed Under Protest</b>		

Public Service	Count	Value
<b>Total PS Value</b>	<b>31</b>	<b>1,079,952</b>
<b>TIF Increment Value</b>		
<b>Net Assessed</b>		<b>1,079,952</b>

District Totals	Value
Total Gross Value	11,202,733
Homestead Loss	305,638
Other Exemption Loss	126,067
<b>TIF Increment Value</b>	
<b>Retained TIF Value</b>	
<b>Net Assessed Value</b>	<b>10,771,028</b>

**Net Assessed Under Protest**  
 \* Public Service Protections Values are not included on this report.



Real	Count	Value
Agricultural	5	13,452
Commercial	1	6,387
Residential	0	0
<b>Total Real Value</b>	<b>6</b>	<b>19,839</b>
Homestead	0	0
Veteran	0	0
Other	0	0
<b>Total Exempt</b>	<b>0</b>	<b>0</b>

TIF Increment Value  
 Net Assessed 19,839

Net Assessed Under Protest  
 Senior Freeze 0 0  
 Capped Parcels 1 9

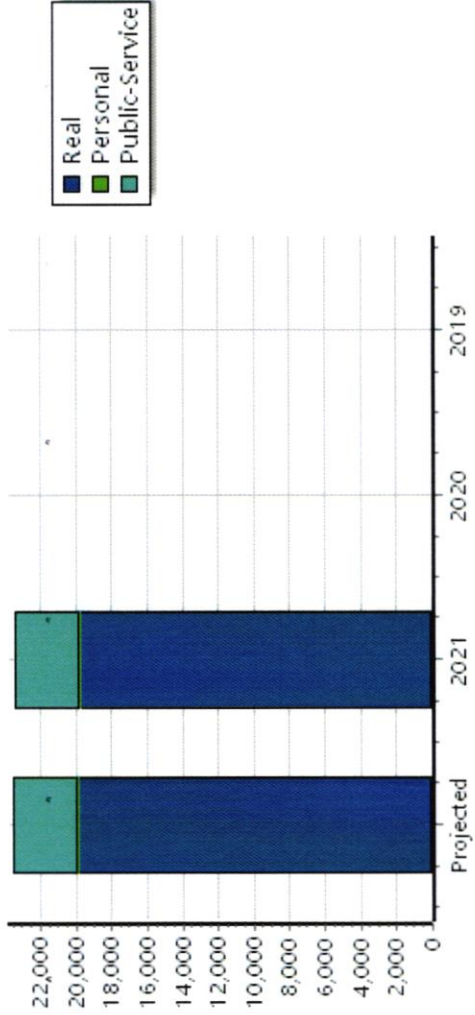
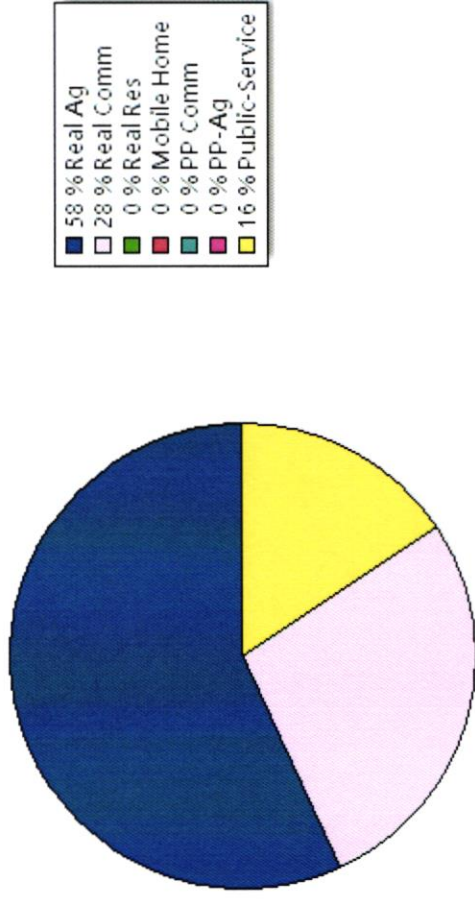
Personal	Count	Value
Agricultural	0	0
Commercial	1	1
Mobile Home	0	0
<b>Total Personal</b>	<b>1</b>	<b>1</b>
<b>Total Exempt</b>	<b>0</b>	<b>0</b>

TIF Increment Value  
 Net Assessed 1  
 Net Assessed Under Protest

Public Service	Count	Value
<b>Total PS Value</b>	<b>2</b>	<b>3,654</b>
TIF Increment Value		
Net Assessed		3,654

District Totals	Value
Total Gross Value	23,494
Homestead Loss	0
Other Exemption Loss	0
TIF Increment Value	
Retained TIF Value	
Net Assessed Value	23,494

Net Assessed Under Protest  
 \* Public Service Protections Values are not included on this report.



Real	Count	Value
Agricultural	77	213,177
Commercial	1	6,387
Residential	2	14,412
<b>Total Real Value</b>	<b>80</b>	<b>233,976</b>
Homestead	3	3,000
Veteran	0	0
Other	0	0
<b>Total Exempt</b>	<b>3</b>	<b>3,000</b>

TIF Increment Value  
 Net Assessed 230,976

**Net Assessed Under Protest**  
 Senior Freeze 0 0  
 Capped Parcels 7 7,846

Personal	Count	Value
Agricultural	7	128,153
Commercial	4	16,496
Mobile Home	0	0
<b>Total Personal</b>	<b>11</b>	<b>144,649</b>
<b>Total Exempt</b>	<b>1</b>	<b>200</b>

TIF Increment Value  
 Net Assessed 144,449

Public Service	Count	Value
<b>Total PS Value</b>	<b>6</b>	<b>56,247</b>

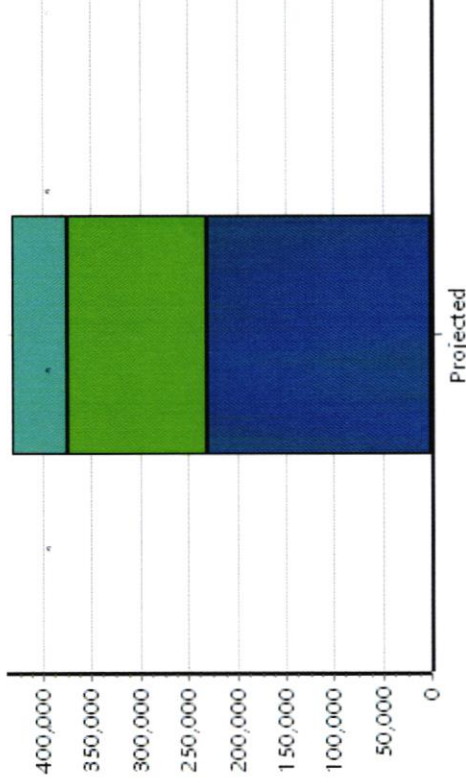
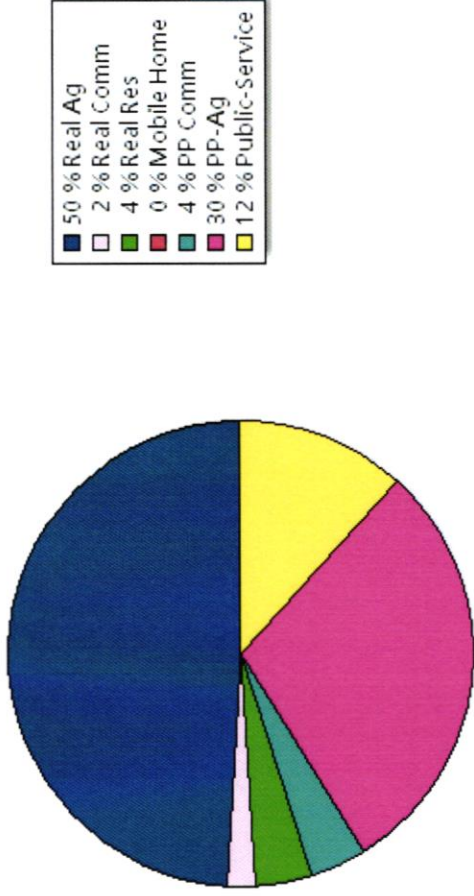
TIF Increment Value  
 Net Assessed 56,247

District Totals	Value
Total Gross Value	434,872
Homestead Loss	3,000
Other Exemption Loss	200

TIF Increment Value  
 Retained TIF Value  
 Net Assessed Value 431,672

**Net Assessed Under Protest**

\* Public Service Protests Values are not included on this report.



Real	Count	Value
Agricultural	2,685	10,082,351
Commercial	345	2,317,861
Residential	2,967	12,184,462
<b>Total Real Value</b>	<b>5,997</b>	<b>24,584,674</b>
Homestead	970	1,008,083
Veteran	58	494,615
Other	0	0
<b>Total Exempt</b>	<b>1,086</b>	<b>1,502,698</b>

**TIF Increment Value** 23,081,976

**Net Assessed** 23,081,976

**Net Assessed Under Protest**

Senior Freeze 156 136,251

Capped Parcels 1,762 3,414,344

Personal	Count	Value
Agricultural	315	3,426,435
Commercial	231	1,651,700
Mobile Home	25	112,701
<b>Total Personal</b>	<b>571</b>	<b>5,190,836</b>
<b>Total Exempt</b>	<b>21</b>	<b>4,070</b>

**TIF Increment Value** 5,186,766

**Net Assessed** 5,186,766

Public Service	Count	Value
<b>Total PS Value</b>	<b>84</b>	<b>2,243,694</b>
<b>TIF Increment Value</b>		
<b>Net Assessed</b>		<b>2,243,694</b>

District Totals	Value
Total Gross Value	32,019,204
Homestead Loss	1,008,083
Other Exemption Loss	498,685

**TIF Increment Value**

**Retained TIF Value**

**Net Assessed Value** 30,512,436

**Net Assessed Under Protest**

\* Public Service Proteests Values are not included on this report.

